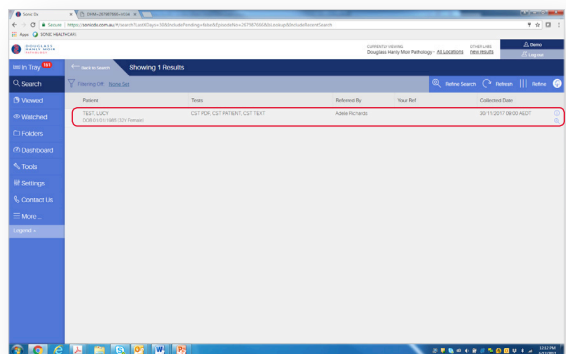




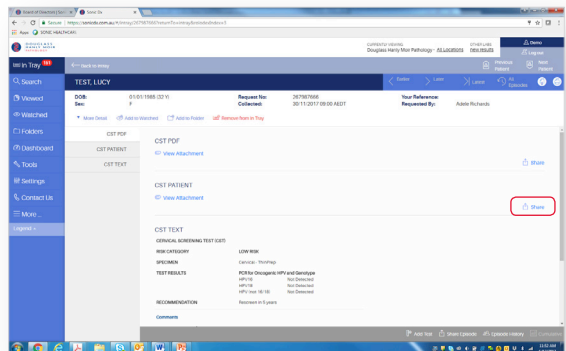
# Securely email cervical screening summaries to patients



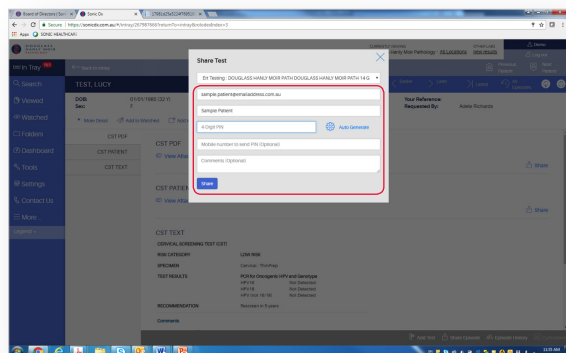
**2** Open the report.



**3** Click on the 'Share' option on the right hand side of the 'CST Patient' heading.

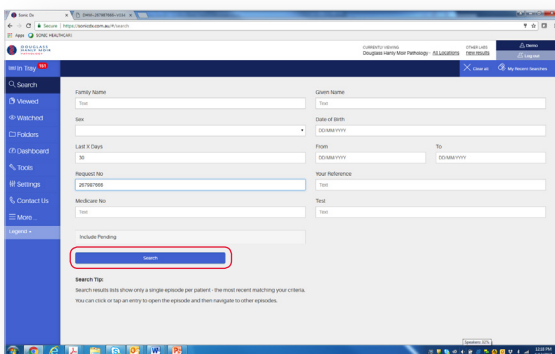


**4** Enter the patient's email address, a PIN number and their mobile phone number (optional). Your patient will need this PIN to access their summary.



Sonic Dx is the perfect way to securely email cervical screening summaries to your patients, without sharing your own email address.

**1** Open Sonic Dx on your desktop or handheld device. Click on 'Search' and paste in the laboratory request number or enter the patient's name. Please ensure that the 'Last X Days' field is adjusted to include the date of the test.



**5** Sonic Dx will send the patient a link to their PDF summary, which they can securely download after entering the PIN number created in Step 4.